
















IRRIGATION LEGEND - RAINBIRD PRODUCTS ONLY

	IRRIGATION METER	EXISTING
	MANUAL SHUTOFF VALVE	EXISTING
	BACKFLOW PREVENTER	EXISTING
	PRESSURE REGULATOR	EXISTING
	ELECTRICAL MASTER VALVE	EXISTING
	LANDSCAPE DRIPLINE	RAINBIRD XFD-09-18
	ROTARY SIDE STRIP NOZZLE	RAINBIRD RD1800-S-P45-RVANLCS or (RCS)
	ROTARY LEFT OR RIGHT END STRIP NOZZLE	RAINBIRD RD1800-S-P45-RVANSST
	45-270 ADJUSTABLE ARC ROTARY NOZZLE - 8'-14" RADIUS	RAINBIRD RD1800-S-P45-R-VAN14
	360 ROTARY NOZZLE - 13'-18" RADIUS	RAINBIRD RD1800-S-P45-R-VAN18-360
	45-270 ADJUSTABLE ARC ROTARY NOZZLE - 13'-18" RADIUS	RAINBIRD RD1800-S-P45-R-VAN18
	360 ROTARY NOZZLE - 17'-24" RADIUS	RAINBIRD RD1800-S-P45-R-VAN24-360
	45-270 ADJUSTABLE ARC ROTARY NOZZLE - 17'-24" RADIUS	RAINBIRD RD1800-S-P45-R-VAN24
	360 MPR SERIES STREAM ROTOR NOZZLE - 25',30',35' RADIUS	RAINBIRD 5000-R-MPR-F25/30/35 (as indicated at the head)
	180 MPR SERIES STREAM ROTOR NOZZLE - 25',30',35' RADIUS	RAINBIRD 5000-R-MPR-H25/30/35 (as indicated at the head)
	90 MPR SERIES STREAM ROTOR NOZZLE - 25',30',35' RADIUS	RAINBIRD 5000-R-MPR-Q25/30/35 (as indicated at the head)
	5000 SERIES ROTOR - QUARTER SPRAY	RAINBIRD 5000-PC-PRS-NP w/3.0 NOZZLE
	5000 SERIES ROTOR - HALF SPRAY	RAINBIRD 5000-PC-PRS-NP w/6.0 NOZZLE

IRRIGATION ZONES

SMART CONTROLLER			
1.....	12.81	GPM	6.....18.90 GPM
2.....	11.10	GPM	7.....17.77 GPM
3.....	18.34	GPM	8.....17.60 GPM
4.....	17.19	GPM	9.....17.61 GPM
5.....	17.04	GPM	10.....17.03 GPM
			11.....4.31 GPM
			12.....DRIP
			13.....9.25 GPM
			14.....13.80 GPM
			15.....20.29 GPM

RETROFIT EXISTING IRRIGATION SYSTEM

Existing irrigation system shall be retrofitted to include proper irrigation coverage to all newly created landscaped areas as per plan. Sprays and rotors shall be utilized on all sod and seeded areas, while drip irrigation shall be utilized within shrub planting beds. The contractor shall be responsible to ensure that all new and existing irrigation components are in proper working order and provide 100% head to head coverage, with 50% overlap. Add valves, sprays, rotors, drip, and/or replace zones as needed to achieve the proper coverage as required. Rain/Freeze sensor shall be added to the existing system if one does not already exist.

- * Only RainBird products are to be utilized
- * Mainline extension shall be 1.5" CLS200 PVC
- * Lateral lines shall be 1" CLS200 PVC
- * 2" SCH 40 Sleeves for all Micro Irrigation lines
- * 4" SCH 40 Sleeves for all Spray/Rotor Irrigation lines

Prior to final completion the Irrigation Contractor shall perform a walk-thru inspection with the owner, or owners representative of the functioning system.

IRRIGATION NOTES

- Irrigation contractor is responsible for locating and protecting all underground utilities prior to trenching.
- Pressure regulator required by local code if static water pressure at point of connection for site is greater than 80 psi.
- Irrigation meter and backflow preventor to be provided by the general contractor.
- All valves to be located in valve box with cover at grade; Locate box in grass area when possible.
- Automatic controller to be located in the storage room. Rain/freeze sensor shall be located on the trash enclosure respectively; Rain/freeze Sensor to be located free from obstructions and exposed to the weather.
- All pipes, automatic valves, backflow preventor, manual valve and meter to be located within property lines. Shown outside on drawing for clarity only.
- 45 psi required per rotor station, 30 psi required per spray station, 40 psi required per drip station. All spray and rotor bodies to have PRS (in-stem pressure regulation) as indicated in the legend.
- Pop-up height of spray heads to be as follows: 4" in Turf Zones, 12" in Shrub Zones, and 12" in Seasonal/color beds. Rotor height to be 4". MPR Rotor Nozzle size is indicated on drawing for each rotor.
- 4" SCH 40 PVC sleeves to be located as shown on drawing. Extend sleeve 18" beyond back of curb or pavement. Sleeves to be located and exposed by the general contractor prior to start of irrigation installation.
- All 1.5" mainlines (class 200 PVC pipe) to have a minimum of 18" cover.
- All lateral and sub-main pipe (class 200 PVC pipe) to have a minimum of 12" and a maximum of 18" cover.
- No rocks, boulders, or other extraneous materials to be used in backfilling trenches.
- All threaded joints to be coated with Teflon Tape or Liquid Teflon.
- All lines to be thoroughly flushed before installation of sprinkler heads.
- Must use products specified on this drawing, unless otherwise approved by the Landscape Architect. Refer to the Irrigation Legend for product specs.
- Irrigation is to be installed as designed, unless otherwise approved by the Landscape Architect.
- All pipe, valves, drip, spray heads, rotors, controllers, and sensors are to be installed as per manufacturers specifications. For any RainBird products or installation questions call Don Mann (520)-904-1146.
- Irrigation contractor shall provide an Irrigation As-Built drawing to the landscape architect; this drawing shall be overnighted within 24 hours of completion of installation.
- Irrigation Contractor to perform a walk-thru inspection with the Store Operator of the functioning system prior to opening but no later than one week after opening.

SEE SHEET L-201 FOR IRRIGATION DETAILS
SEE SHEET L-202 FOR IRRIGATION SPECIFICATIONS




Chick-fil-A
Chick-fil-A
5200 Buffington Road
Atlanta, Georgia 30349-2998



770.442.8171 tel
770.442.1123 fax

Manley Land Design, Inc.
51 Old Canton Street
Alpharetta, Georgia 30009

manleylanddesign.com



This item has been electronically signed and sealed by Stephen L. Manley on the date shown using Digital Signature. Printed copies of this document are not considered signed and sealed and the signature must be verified on only electronic copies.

Digitally signed
by Steve L
Manley
DN: c=US,
o=Georgia,
dnQualifier=A01
410D0000017B08
9ECA230000E634
cn=Steve L
Manley
Date: 2021.08.11
17:58:58 -04'00'

CHICK-FIL-A
POMPANO BEACH FSU
2250 North Federal Highway
Pompano Beach, FL 33062

FSU# 02483

REVISION SCHEDULE		
NO.	DATE	DESCRIPTION

1	8/13/21	City Comments
---	---------	---------------

MLD PROJECT #	2021087
PRINTED FOR	PERMIT
DATE	8/11/21
DRAWN BY	AN

Information contained on this drawing and in all digital files produced for above named project may not be reproduced in any manner without express written or verbal consent from authorized project representatives.

SHEET

Irrigation Plan

PERMIT
SHEET NUMBER
L-200

PZ21-16500001
9/22/21

P&Z

PZ21-16500001
10/27/21